

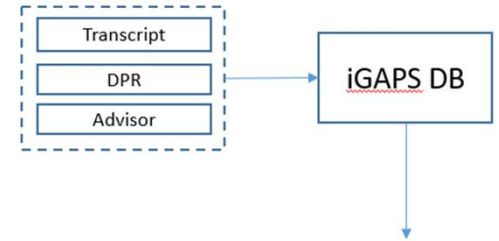
iGAPS

Individual Graphical Academic Progress Scorecard

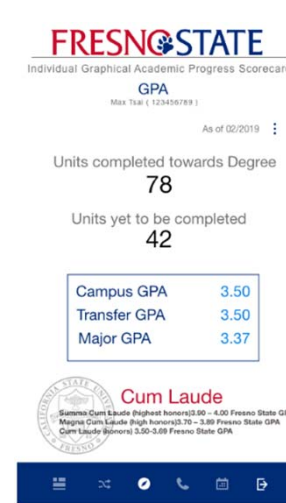
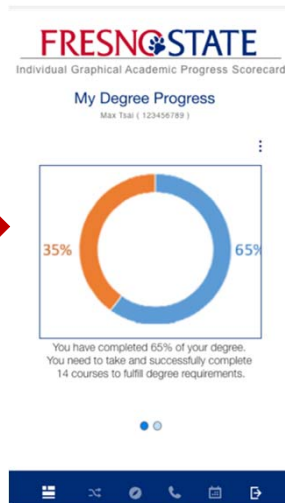
Questions students are asking: What is my DPR? How close am I to graduation? What classes should I take? When do I register? Who can I talk to about classes?

PURPOSE:

Through the use of a dashboard we want to empower students in their decision making with information that is readily accessible and easy to comprehend that will reduce barriers and confusion to understanding academic requirements for graduation.



- Color Coded Roadmap (+ print feature)
- % Degree Completed
- List of courses yet to take
- GPA, and total units completed
- Academic Calendar
- Advisor Contact Info
- Useful Links
- Chat function



Empower students to achieve their educational goals – on time.