

Trust Fund Approval

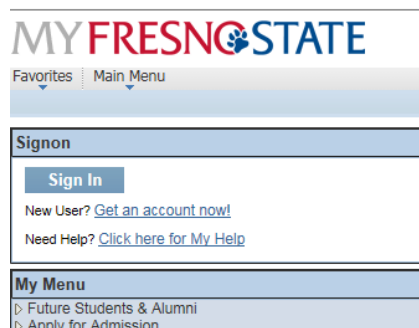
All Trust Funds must have a new Trust Fund Approval form submitted electronically to Accounting Services to be able to process any financial transactions (purchase requisition, alteration, direct pay, travel, budget transactions, etc.).

All Department ID's listed on the Trust Fund Approval Form will allow all those individuals listed on the Financial Signature Approval Form for each of those Department ID's as being approved to sign for **all** financial transactions for that particular Trust Fund.

Anyone can create the initial Trust Fund Approval form for their Department ID(s), but only those listed on the Financial Signature Approval Form will be able to make any updates or changes to the form in the future.

Instructions for filling out the Trust Fund Approval form:

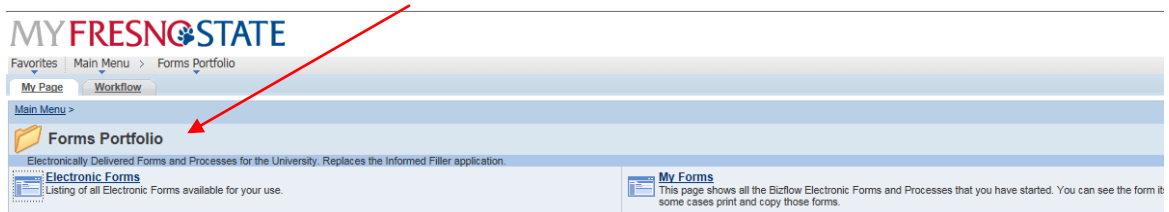
- 1) At the My Fresno State portal, sign in with your login and password
https://my.fresnostate.edu/psp/mfs/EMPLOYEE/EMPL/h/?tab=PAPP_GUEST




- 2) After logging into My Fresno State, click on the **Forms Portfolio** link, on the left under My Menu



- 3) After clicking on the Forms Portfolio link, then click on **Electronic Forms** link.



- 4) Click on the **Trust Fund Approval** link, found under the Finance section.

 **Forms Portfolio**


Click a link below to view the selected item. Or click the link labeled Customize Selections to add/remove items from your start page.

★ Recommended
[Customize Selections](#)

Finance

★ Adjusting Budget Journal (ABJ)	Electronic Form	The Adjusting Budget Journal is used to transfer budget funds from PeopleSoft accounting chartfield location to another.	Details...
★ Departmental Deposits	Electronic Form	Departmental Deposits are intended for departments with twenty deposits or less and/or less than \$5000 in a fiscal year.	Details...
★ Direct Pay & Hospitality Approval	Electronic Form	The Direct Pay and Hospitality Approval Form is used to request a check payment to an Vendor, Employee, or Student.	Details...
★ Financial Signature Approval	Electronic Form	Authorized Signature form and approvals for Financial Services. Identifies departmental signers for	Details...
★ Petty Cash Fund / Change Fund Authorization	Electronic Form	Petty Cash authorization form for creating and funding Petty Cash Funds, and identifying or changing the fund custodians.	Details...
★ Petty Cash Voucher	Electronic Form	Petty Cash Voucher for payment to vendors.	Details...
★ Purchase Alteration	Electronic Form	Alterations to existing requisitions	Details...
★ Purchase Requisition	Electronic Form	Requisition to purchase goods and services	Details...
★ Request for Billing	Electronic Form	Request for Billing	Details...
★ Stockroom Requisition	Electronic Form	Requisition to purchase stockroom goods and services	Details...
★ Transfer of Operating Revenue and Expenses (TOE)	Electronic Form	The Transfer of Operating Expenses form is used to request accounting changes for revenue and expenses. The Accounting Office makes the appropriate journal entries in PeopleSoft based on this request form.	Details...
★ Transfer of Payroll Expenditures (TOP)	Electronic Form	The Transfer of Payroll Expenditures form is used to transfer payroll expense transfers associated with an employee to different PeopleSoft Chartfields. It can only be used for employee expenses.	Details...
★ Trust Fund Approval	Electronic Form		Details...

- 5) The following Trust Fund Approval form that needs to be filled out will appear:



Discovery. Diversity. Distinction.

Trust Fund Approval

New Trust Fund
 Revise Existing Fund

New Fund Name

Home Dept ID# **Department Name**

Indicate the purpose of the fund:

Indicate the source of funds to be deposited into this fund:

Indicate the types of allowable expenditures:

Indicate reporting requirements for this fund, or enter "NONE":

Indicate the start and end dates or mark indefinite if fund will be ongoing:
Effective Date **Expiration Date** **Indefinite**

Instructions for disposition of funds in the event the purpose of the fund is completed and the fund should be closed. Funds that have no activity within the last 24 months as of the fiscal year end will be closed and any remaining funds disbursed as indicated in these instructions.

Identify the additional departments that are allowed to expend against this fund. Any departments added will give authorization to all signers on that department's Financial Signature Approval form authority to expend against this fund.

Deptid	Dept Name	
<input type="text"/>	<input type="text"/>	<input type="button" value="Remove"/>

[Add a new row](#)

Trust funds are established in accordance with Education Code 89720-89721 and Government Code 16305.

To recover the business management expense incurred in administering this fund, Accounting Services will retain all interest earned on this fund and a monthly service charge will be calculated equal to the greater of \$5.00 or 6% of the monthly gross deposits.

Trust fund to be authorized by:
 Dean/Director:
 Vice President:

5) Instructions for filling-out the Trust Fund Approval form:

- Enter the Fund Name, whether an existing or new fund.
- Enter the Org ID into the **Dept. ID#** field. The Org ID is a part of the PeopleSoft chartfield that defines what department you are.
- The **Department Name** will automatically fill in based upon the Org ID you entered into the Dept. ID field.
- Describe the purpose of the fund.
- Describe where the funds will be received from that will be deposited into the account (source).
- Describe the types of allowable expenditures. This description is what will allow and/or prohibit expenditures against this fund in the future.
- Indicate the reporting requirements, if any for this fund. If there are no reporting requirements, enter "NONE".
- Indicate the start and end dates. If the fund will be ongoing, mark the box "Indefinite" and leave the expiration date blank.
- Give instructions for the disposition of funds in the event the purpose of the trust fund is completed or should be closed.
- Identify additional Department ID's that are allowed to process financial transactions against this Trust Fund account. All additional Department ID's listed on the Trust Fund Approval Form will allow all those individuals listed on the Financial Signature Approval Form for each of those Department ID's as being approved to sign for **all** financial transactions for that particular Trust Fund.
- Click on **Add a New Row** to add each additional Department ID.
- After adding all additional Department ID's, then click on **Submit this Form**
- The form will be submitted into Bizflow
- It will then be sent to the Dean/Director and VP for the Department responsible for this fund for approvals
- Once approvals are completed, it will be sent to Accounting Services for setup in CFS.
- You will receive an email notifying you that the form has been fully approved and processed.
- If there are any changes or questions, the form may be returned to you for corrections. If that happens, you will receive an email and the form will appear in My Worklist in the My Fresno State/Forms Portfolio.
- You may see the status of this form at any time by locating it in your My Forms list in the My Fresno State/Forms Portfolio.